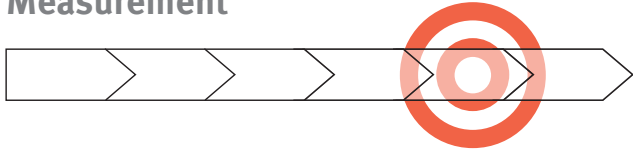
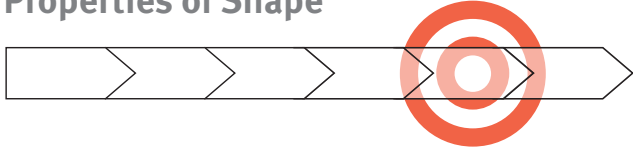


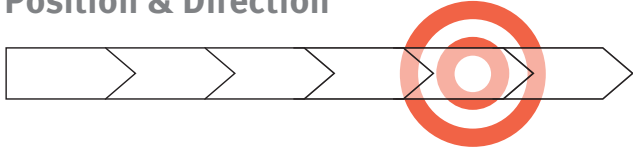
Measurement



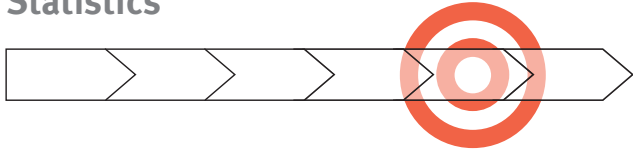
Properties of Shape



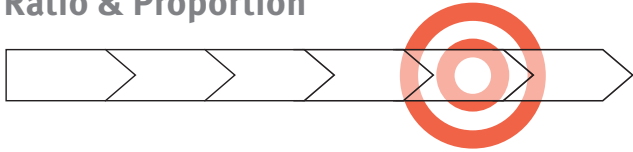
Position & Direction



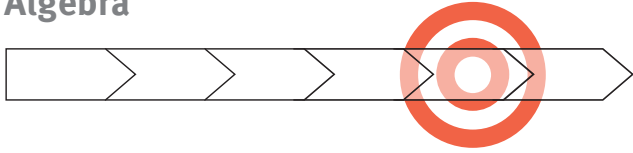
Statistics



Ratio & Proportion



Algebra



Back blank
for sticking

Band 6 - Maths All Other

Measurement, Properties of Shape,
Position & Direction, Statistics,
Ratio & Proportion, Algebra



Name _____

Class _____

Measurement

I can solve problems involving the calculation and conversion of units of measure, using decimal notation up to three places if I need to.

I can use, read, write and convert between standard units. I can convert measurement of length, mass, volume and time from a smaller unit to a larger unit and vice versa. I can do this using decimal notation up to the three decimal places.

I can convert between miles and kilometres.

I can recognise that shapes with the same areas can have different perimeters and vice versa.

I can recognise when it is possible to use formulae to find the areas or volumes of shapes.

I can calculate the areas of parallelograms and triangles.

I can calculate, estimate and compare volumes of cubes and cuboids using standard units, including cubic centimetres (cm^3), and cubic metres (m^3). I can extend this to other units e.g. mm^3 and km^3 .

Properties of Shape

I can draw 2-D shapes using dimensions and angles I am given.

I can recognise, describe and build simple 3-D shapes, including making nets.

I can compare and classify geometric shapes based on their properties and sizes. I can also find unknown angles in any triangles, quadrilaterals or regular polygons.

I can illustrate and name parts of circles, including radius, diameter and circumference. I know that the diameter is twice the radius.

I can recognise angles where they meet at a point, are on a straight line or are vertically opposite. I can then find any missing angles.

Position & Direction

I can describe positions in all four quadrants on a full coordinate graph.

I can draw and translate simple shapes on the coordinate plane and reflect these in the axis.

Statistics

I can interpret and construct pie charts and line graphs. I can use these to solve problems.

I can calculate and interpret the mean as an average.



Ratio & Proportion

I can solve problems that involve the relative sizes of two things where the missing number can be found by multiplying or dividing by whole numbers.

I can solve problems involving the calculation of percentages. I can also use percentages for comparisons.

I can solve problems involving shapes where the scale factor is known or can be found.

I can solve problems involving unequal sharing and grouping. I can use my knowledge of fractions and multiples to do this.

Algebra

I can use simple formulae.

I can create and describe linear number sequences.

I can record missing number problems algebraically.

I can find pairs of numbers which complete an equation with two unknowns.

I can create a list of possibilities of the combination of two variables.