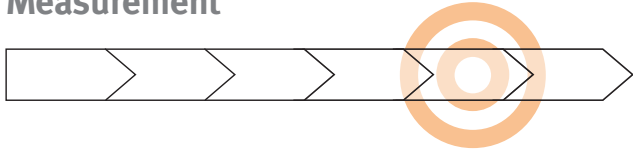
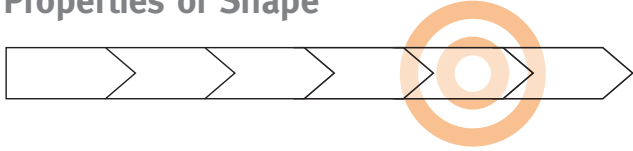


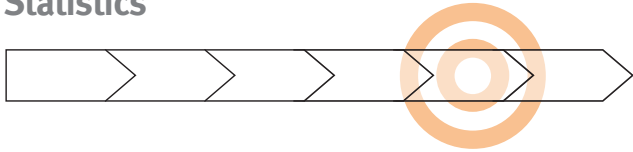
Measurement



Properties of Shape



Statistics



Back blank
for sticking

Band 3 - Maths All Other

Measurement, Properties of Shape, Statistics



Name _____

Class _____

Measurement

I can measure, compare, add and subtract: lengths (m/cm/mm); mass (kg/g); volume and capacity (l/ml).

I can measure the perimeter of simple 2-D shapes.

I can add and subtract money, giving change and using pounds and pence. I can do this with real coins and notes.

I can tell the time on a clock face. I can do this if it uses Roman numerals from I to XII, and I can use 12-hour or 24-hour clocks.

I can estimate and read the time to the nearest minute. I can record time in seconds, minutes and hours. I can use the words o'clock, a.m., p.m., morning, afternoon, noon and midnight.

I can tell you the number of seconds in a minute and how many days there are in a month, a year, and in a leap year.

I can compare how much time is taken by different events or tasks.

Properties of Shape

I can draw 2-D shapes and make 3-D shapes using modelling materials. I can recognise 3-D shapes in different orientations.

I can recognise angles as properties of shape. I know that angles are a description of a turn.

I can spot right angles. I know that two right angles make a half-turn, three make three quarters of a turn and four make a full turn. I can spot when angles are greater or less than a right angle.

I can spot horizontal and vertical lines and pairs of perpendicular and parallel lines.

Statistics

I can interpret and present data using bar charts, pictograms and tables.

I can solve one-step and two-step questions e.g. 'How many more?' and 'How many fewer?', using information presented in scaled bar charts, pictograms and tables.

